



# Enrollment Steps



# EQIP Enrollment

## 1. What is EQIP Enrollment?

- EQIP Enrollment is an opportunity for new and returning EQIP participants to enroll for the upcoming performance year

## 2. How much time do I have to enroll?

- The enrollment period typically lasts eight weeks spanning from the beginning of July to the end of August

## 3. How can I enroll in EQIP?

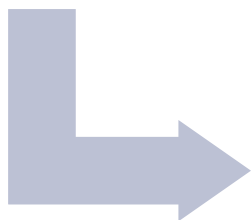
- New and existing entities will navigate to the EQIP Entity Portal to begin the enrollment process.



# Enrollment for New Participants


Email the EQIP  
team to  
express interest

- Email [EQIP@crisphealth.org](mailto:EQIP@crisphealth.org), tell them about your specialty practice, share the list of NPIs that you expect to be in your entity and ask any questions you have about the program



Onboard with  
CRISP MD

- After expressing interest, the EQIP team will connect you with the outreach team at CRISP to get you onboarded to the HIE



Gain Access to  
the EQIP Entity  
Portal to enroll  
in EQIP

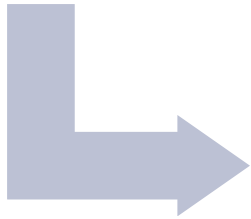
- Once onboarded to the HIE, you will gain access to the EEP Portal to complete the enrollment application



# Enrollment for New Participants


Entities will add all the NPIs that will participate in the entity

- Enrollment will be started by the lead care partner and completed by an administrative proxy. The administrative proxy will upload a list of all NPIs that will participate in the entity



Select episodes for participation

- Select the episodes that your entity is eligible for based on the baseline volume

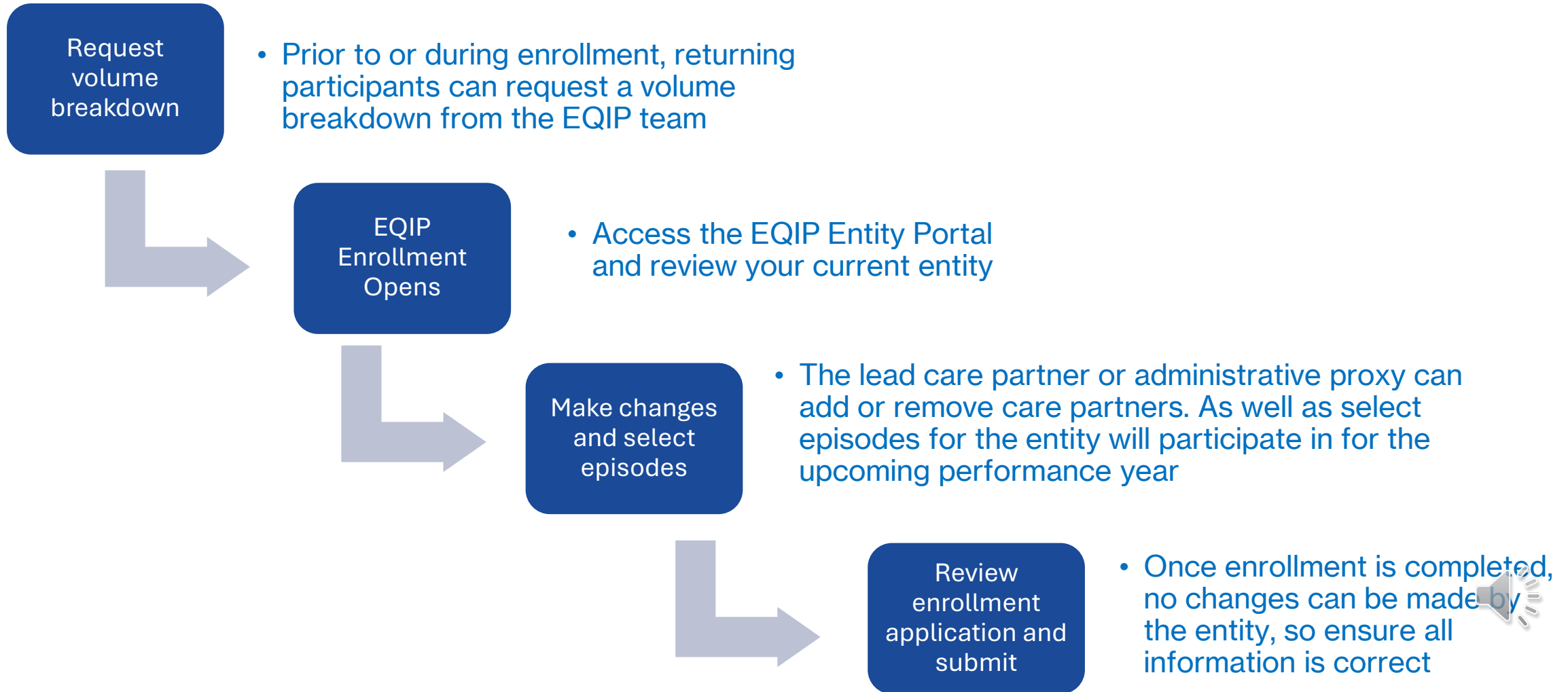


Finalize enrollment application

- Once the application has been submitted, users will no longer be able make changes



# Enrollment for Returning Participants



# How do I know what to enroll in?

- The EQIP Team **uses baseline data from a particular year** to show interested entities what episodes they are eligible to participate in based on the volume the NPIs in their entity rendered in that particular year.
  - **Volume represents the number of claims** associated with a particular episode
  - Historically the year has been 2019, however it is subject to change for performance years beyond 2026.



# How do I know what to enroll in?

- **EXAMPLE:** I am a physician at a physical therapy clinic that focuses on pain management. I would like to enroll in any episodes related to physical therapy. Here are the NPIs I will be participating with
  - 1166458232
  - 1546098734
  - 1132560345
  - 1734112890
  - 1992345769
  
- The EQIP Team will **run your baseline data and provide you with your entity's baseline volume.** This will show you which episodes you can enroll in based on the volume that the five NPIs provided above had in the baseline year.
- During enrollment, you will **select the episodes that your entity is eligible for** based on your entity's baseline volume
  - You **can only enroll in episodes that your entity is eligible for**, however this requirement maximizes the likelihood of your entity being successful in the EQIP program!



# Want to Learn More?

Visit the full [EQIP Curriculum](#) to explore comprehensive learning modules and deepen your understanding of Maryland's Episode Quality Improvement Program (EQIP).

