



PC AHEAD Reporting Suite Webinar

March 10, 2026

Agenda

- Goals of MDPCP/PC AHEAD Reports
- Overview of the MDPCP / PC AHEAD Reporting Suite
- Live Demonstration

Goals of MDPCP / PC AHEAD Reports

- Monitor population-level trends over utilization and payment metrics
- Provide insight into where providers may focus care management for maximum impact
- Facilitate providers' use of patient- and population-level data to improve care coordination
- Drill through capability to get to beneficiary-level information and claims history

Data Sources

- Medicare Claim and Claim Line Feed (CCLF) are received monthly from CMS
 - Contain only Medicare Fee-for-Service beneficiaries
- Credentialed access for PHI users, restricted to users' respective practice

Report Update Schedule

- The MDPCP / PC AHEAD reports are updated monthly with the latest claims
 - Approximate 6-week lag in available claims
 - *Claims for the most recent three months are considered incomplete and not recommended for trend analyses*

Release Date	Claims Paid Through Date
March 6, 2026	January 2026
April 10, 2026	February 2026
May 8, 2026	March 2026
June 12, 2026	April 2026
July 10, 2026	May 2026
August 7, 2026	June 2026
September 11, 2026	July 2026

Beneficiary Attribution & Static Panels

- Beneficiary attribution lists are provided quarterly by CMS
- Attribution is updated in the reporting suite in the month following the start of the new quarter (February, May, August, November)
 - Q1 attribution is currently available in the reporting suite with claims through January 2026
- Reports present utilization measures and trends for the selected quarterly attribution population only (static panel)

Comparison Populations

*Comparison figures are presented in the reports in **red***

Comparison Group	Definition
MDPCP Overall	Represents all beneficiaries attributed to MDPCP participating practices.
PC AHEAD Overall	Represents all beneficiaries attributed to PC AHEAD participating practices.
State Overall	Represents the entire State's Medicare fee-for-service beneficiary population with both Part A and B coverage regardless of MDPCP or PC AHEAD participation.
Equ Non-Participating	(Equivalent Non-Participating) represents a non-participating population that is matched to the participating MDPCP and PC AHEAD population in a selected attribution quarter. This population is matched to the statewide participating population based on the distribution of age band, race, sex, dual eligibility, and county of residence
MDPCP FQHC	Includes all beneficiaries attributed to MDPCP participating FQHCs in the latest MDPCP Attribution quarter.

PC AHEAD Report General Features

- View data for one or more Practice at a time
- Customize reports by Risk Tier, State Comparison, and Date filters
- Access patient and claim-level details for export

The screenshot shows the PC AHEAD report interface with several key features highlighted by blue callouts:

- Population Summary:** A breadcrumb-style label at the top left of the report content.
- Practice Filter:** A dropdown menu labeled "Practice:" with the value "PRACTICE_NAME (F9MB5954)".
- HCC Tier Filter:** A dropdown menu labeled "HCC Tier:" with the value "All, Complex, Tie".
- Attribution Quarter:** A dropdown menu labeled "Attribution:" with the value "2022-Q3".
- Report Specific Date Filters:** A section at the bottom containing three dropdowns: "State - Comparison" (PC AHEAD Overall), "Service Start Month" (January 2023), and "Service End Month" (September 2025).
- Export and Action Buttons:** A row of buttons including "Revert", "Pause/Play Button", "Print", and "Excel".
- User Guide:** A link labeled "User Guide" in the top right corner.
- Global Filter Selections:** A link labeled "Apply Global Filter Selections" in the bottom right corner.

Additional text visible in the interface includes: "CTO: CTO - BUJ76476", "Claims available through 6/30/2022.", "CCLF data after 3/31/2022 is considered incomplete due to lag.", and "The top quintile cutoff for National ADI for Q3 2022 is an ADI greater than 47. Note that this cutoff may change each quarter."

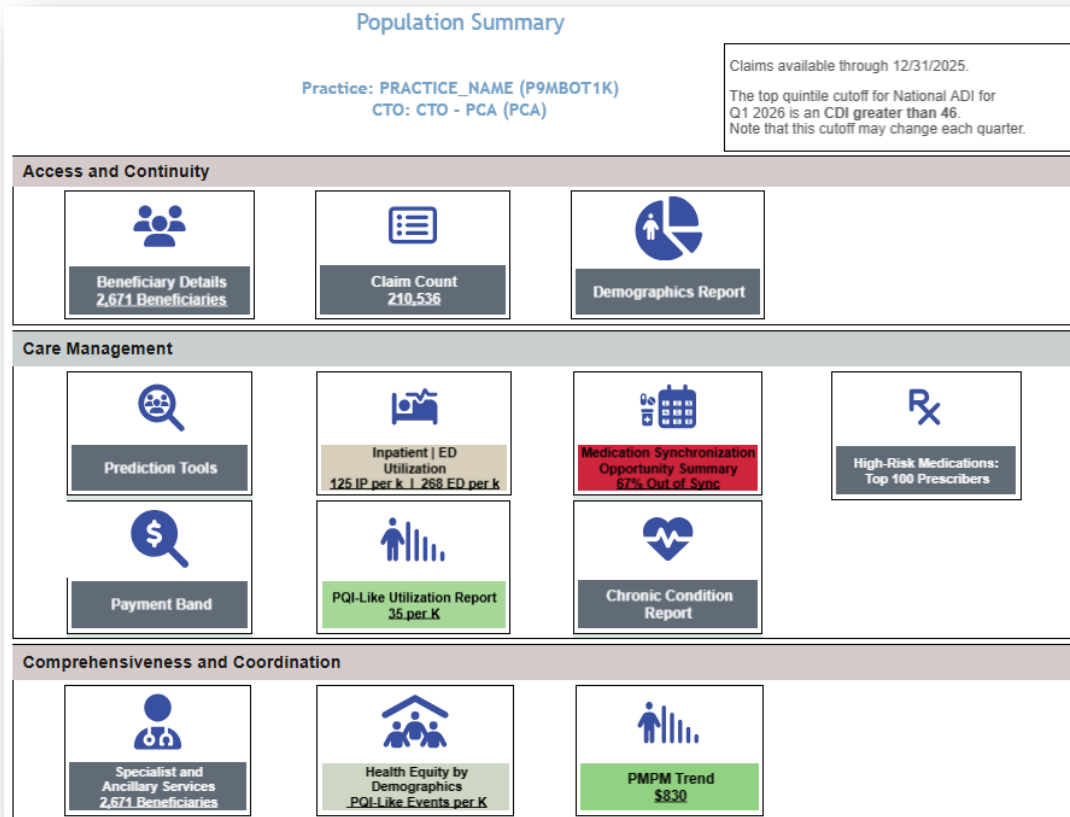
Accessing the MDPCP / PC AHEAD Reporting Suite

- The Reporting Suite is available in the CRS Portal under the 'MDPCP / PC AHEAD' Card
- If you do not have access to CRS or the suite, please contact your organization's CRS POC or report-support@crisphealth.org

The screenshot displays the 'Your Dashboard' interface. At the top, there are three blue cards: 'All-Payer Population', 'Medicare Population', and 'MDPCP / PC AHEAD'. The 'MDPCP / PC AHEAD' card is highlighted with a red border. Below this, there are two main sections: 'Populations & Programs' and 'Reports'. The 'Populations & Programs' section contains three cards: 'All-Payer Population', 'Medicare Population', and 'MDPCP / PC AHEAD' (highlighted with a green border). The 'Reports' section contains two items: 'MDPCP / PC AHEAD Reports 2026' (highlighted with a red border) and 'MDPCP Reports 2025'.

Population Summary

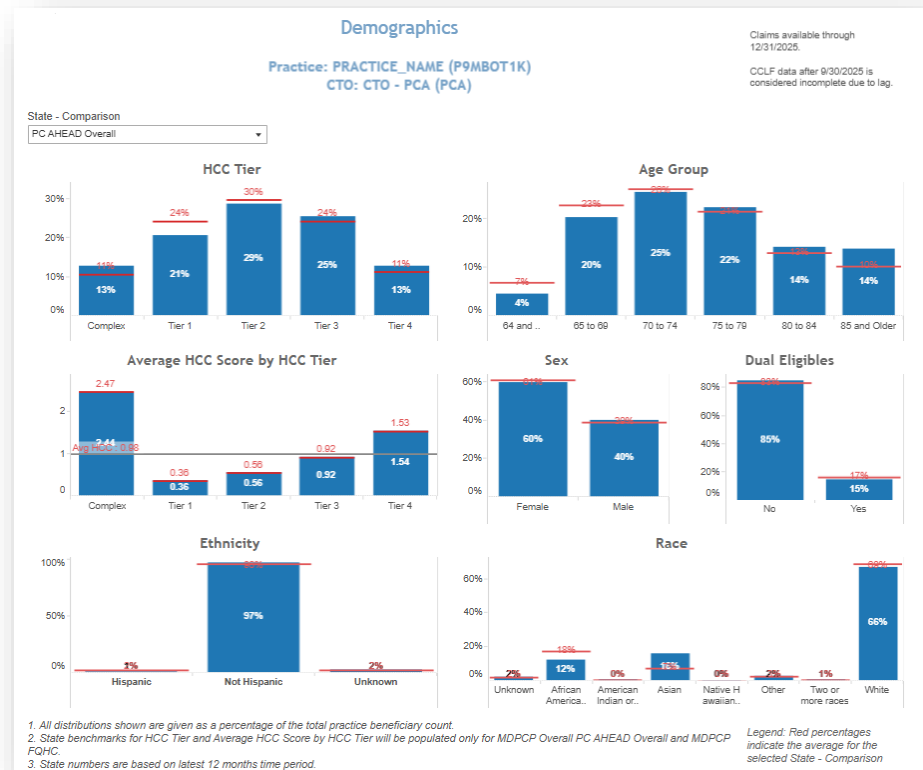
- Introductory dashboard with links to other reports
- Conditional formatting provides indication of utilization trends relative to the overall program



Demographics Report

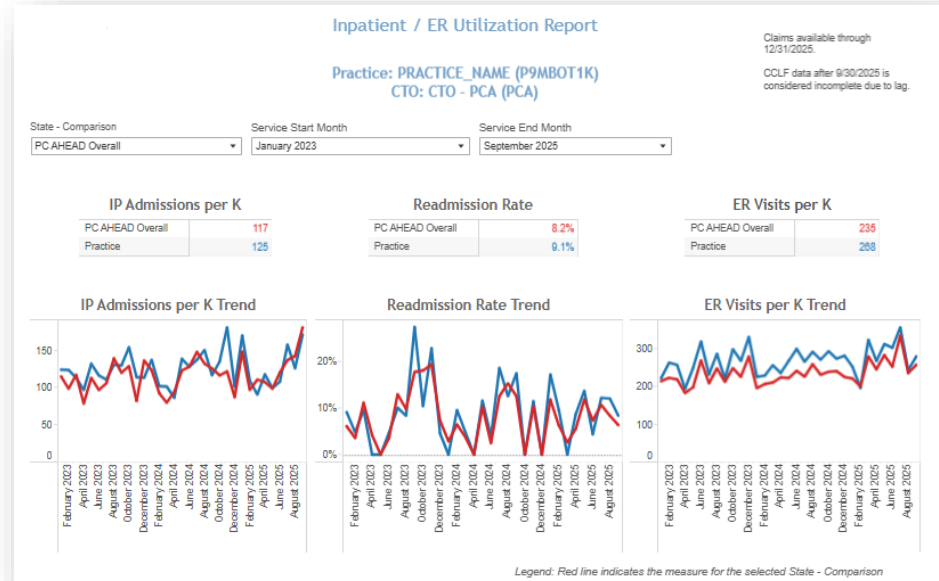
- Distribution of attributed beneficiaries by:

- HCC Tier
- Age Group
- Avg. HCC Score by HCC Tier
- Sex
- Dual Eligibles
- Ethnicity
- Race



Inpatient / ER Utilization

- Trend in inpatient, readmission, and ER utilization over time
 - Practice vs State & PC AHEAD program comparison
- Drill throughs to identify beneficiaries with utilization by month or specific event counts



PQI-Like Utilization Report

- Tracks PQI-like events over time for practices and state comparisons
 - PQI-Like events include IP and ED utilization
- Charts contain drill-throughs to access beneficiary and claim-level details

PQI-Like Utilization Reports Revert Pause Print Excel

PQI-Like Utilization Report

Practice: F9MB5954 - PRACTICE_NAME9
CTO: BUJ76476 - CTO - BUJ76476

Claims available through 1/31/2020.
CCLF data after 11/30/2019 is considered incomplete due to lag.

State - Comparison: State - MDPCP
Service Start Month: March 2017
Service End Month: December 2019

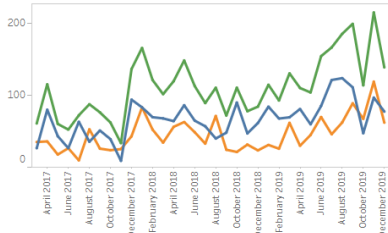
PQI-Like Events per K

MDPCP State	99
Practice	112

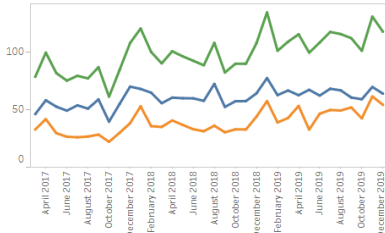
PQI-Like Events

Practice	482
----------	-----

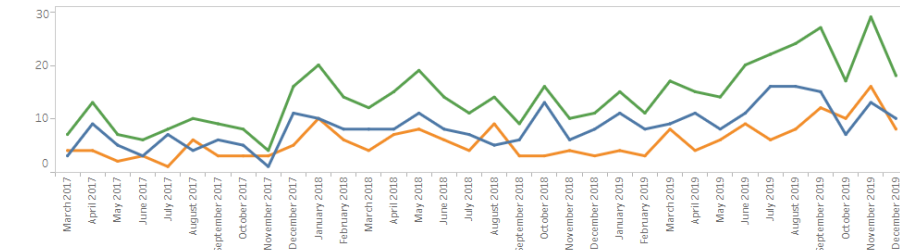
Practice: PQI-Like Events per K



State: PQI-Like Events per K

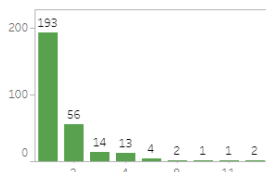


Practice: PQI-Like Events

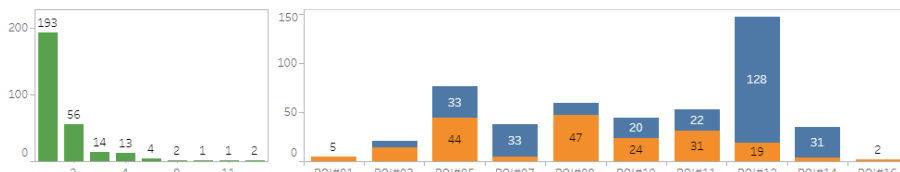


ED Visits IP Admissions Total Events

Beneficiary Count by PQI-Like Event



PQI-Like Events by Category



Beneficiary Details



CRISP

Hover over column header for menu

Connecting **Providers with Technology** to Improve Patient Care

MDPCP REPORTS 2023

← Back To Reports

MBI	Beneficiary Name	Gender	DOB	Age	Me
2Y80LU9P157	Aaronson, Stacy J	Female	06/01/1931	83	Age
1T95VJ4Y080	Abbot, Alfred G	Female	01/01/1938	85	Age
2AE3Y80M028	Abraham, Dulce E	Female	02/01/1942	80	Age
8F90FJ7IS52	Abrajano, Diana D	Male	05/01/1954	68	Age
1H39XG3K076	Abreo, Fleurette W	Male	09/01/1935	87	Age
0D49XK9BM74	Abushmales, Katelynn J	Female	11/01/1941	81	Age
2XN7UJ0GF70	Ach, Pamela	Male	05/01/1961	61	Dis
2H43M57TW12	Ackerman, Matthew R	Female	10/01/1947	75	Age
7NV3JF6BF36	Adame, Ashley M	Female	04/01/1932	90	Age
1R17VZ1GD94	Adams, Allen L	Female	05/01/1947	75	Age
5Y05PC8S001	Adams, Jeanine J	Female	07/01/1948	74	Age
0UE2FM8DJ15	Adams, Karla J	Female	08/01/1964	58	Dis
6HY2BV50L51	Adamski, Ryuta M	Female	11/01/1955	67	Age
8R02NW5TF44	Addesso, Andrea E	Female	02/01/1960	62	Dis
7XK8ML9QG68	Addesso, Heather M	Female	04/01/1949	73	Age
9ON4LJ3YC06	Addesso, Sammy A	Male	04/01/1955	67	Age
3MT8YC9NT54	Aftab, Karina E	Female	09/01/1926	96	Age
5CL2E720C15	Agyel, Jinsun M	Female	07/01/1960	62	Dis

Column Selector

- Dual Status
- County name
- Zip+4
- Practice ID
- Tier
- HCC
- HCC Score
- Claim Count
- IP Claim Count
- ER Claim Count
- Claim Payment Amount
- Race
- ADI
- CVI
- Pre-DC Score
- Pre-AH Score
- Pre-HE Score
- PQJ-Like
- Event count
- Date of Death
- Receives HEART Payment
- # of Prescriptions
- # of Pharmacies
- # of High Risk Medications
- Medications Synchronized

Dual Status	HCC Score	Claim Count	IP Claim Count	ER Claim Count	Claim Payment Amount	Race	ADI
	0.78	27	0	0	\$4,203	White	46
				1	\$13,210	White	94
		0			\$1,635	White	65
	1.23	92	0	4	\$29,303	White	67
	1.77	53	0	2	\$9,232	White	66
	1.47	99	1	0	\$52,937	White	70
	0.79	22	0	0	\$1,453	White	45
	0.55	45	0	0	\$31,462	White	58
	0.92	109	0	6	\$18,521	White	67
	0.39	52	1	1	\$25,051	White	44
	1.16	19	0	0	\$980	White	67
	4.07	256	1	1	\$56,036	White	44
	1.11	164	0	0	\$16,949	White	62
	4.46	219	7	5	\$94,832	Black	67
	0.52	32	0	1	\$3,599	White	51
		52	0	1	\$6,957	White	66
	0.67	45	0	0	\$6,528	White	25
	0.31	6	0	0	\$822	White	38
	2.81	204	0	2	\$51,894	White	31
	0.80	76	0	1	\$7,706	White	8

Filter on Values in Column

Claims Detail

Claim Details

Claim Details

Practice: PRACTICE_NAME (F9MB5954)
CTO: CTO - BUJ76476 (BUJ76476)

Sort by Values in Column

Filter to type of interest

Sort By

- Claim Payment Amount
- MBI
- Beneficiary name
- Claim Number
- Claim From Date
- Claim Through Date
- Primary Diagnosis
- Provider Name
- Claim Payment Amount

Claim Detail

- All
- All
- IP
- ER
- PQI- Like

Claim Number	Claim From Date	Claim Through Date	Primary Diagnosis	Provider Name	Claim Payment Amount
3014105932	4/22/2021	4/22/2021	ER	S060X0A: Concussion without los..	\$3,456.44
9943609128	6/30/2022	6/30/2022	Physician	N630 : Unspecified lump in unspe..	\$926.74
9941877844	6/20/2022	6/20/2022	Physician	N6311 : Unspecified lump in the ri..	\$250.05
9952990792	7/26/2022	7/26/2022	Physician	C50611 : Malignant neoplasm of a..	\$234.49
9980555477	11/3/2021	11/3/2021	Physician	R109 : Unspecified abdominal pain	\$219.35
94642707	6/30/2022	6/30/2022	Physician	N630 : Unspecified lump in unspe..	\$213.08
9991779217	11/3/2021	11/3/2021	Physician	J189 : Pneumonia, unspecified or..	\$186.51

DEMONSTRATION

Upcoming Webinars

Medicaid Advanced PCP and PC AHEAD Prediction Tools Webinar

March 17 @ 12-1 PM